

Strategic Plan

2021-26

DATA PACKET



Table of Contents

Community Indicators	2
Community Survey	9
Parent Focus Group	13
Provider Focus Group	17

Community Indicators

Figure 1. Percent Of Children 0-5 Living In Poverty In Yuba County

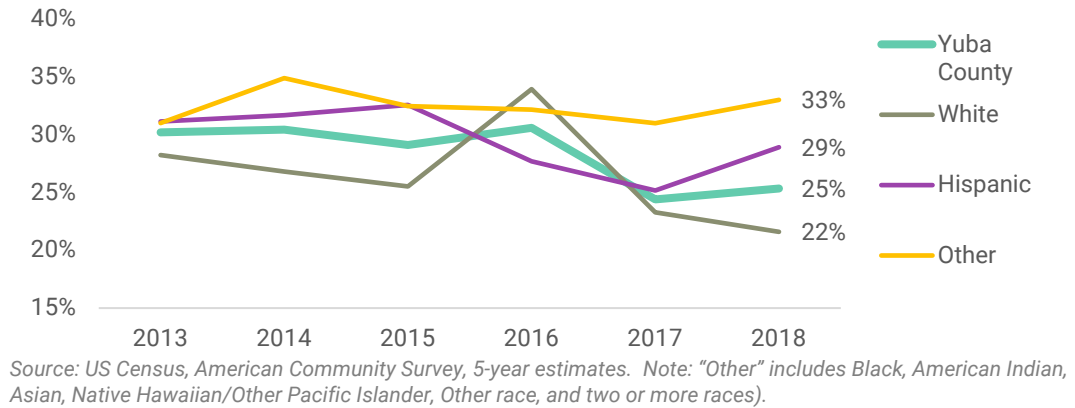


Figure 2. Percent Of Children 0-5 Living In Single Parent Households In Yuba County

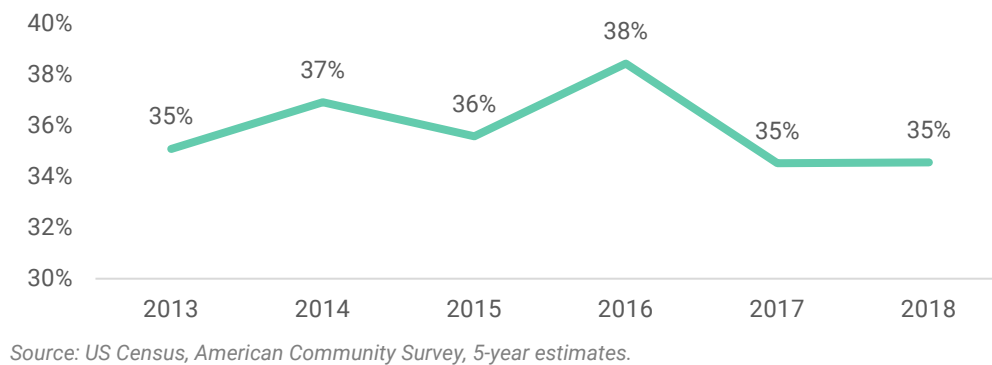


Figure 3. Number Of People On CalWORKs In Yuba County

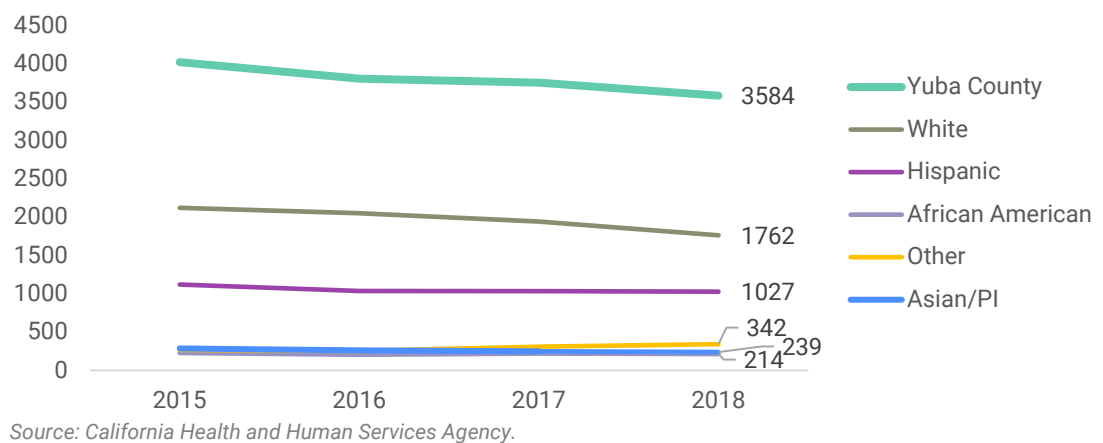
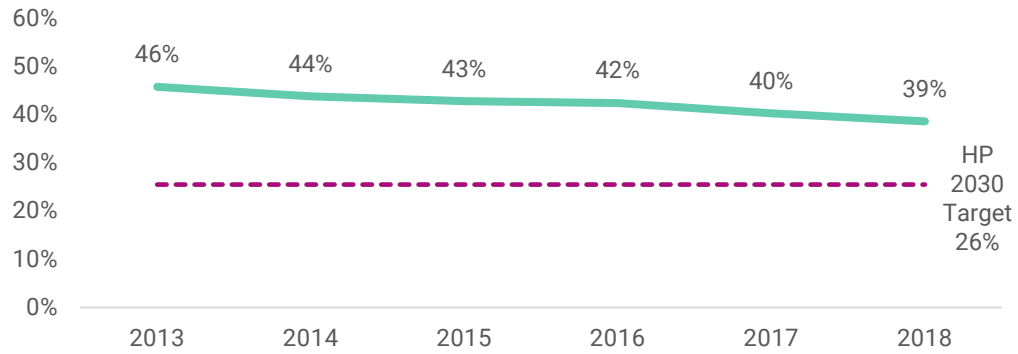
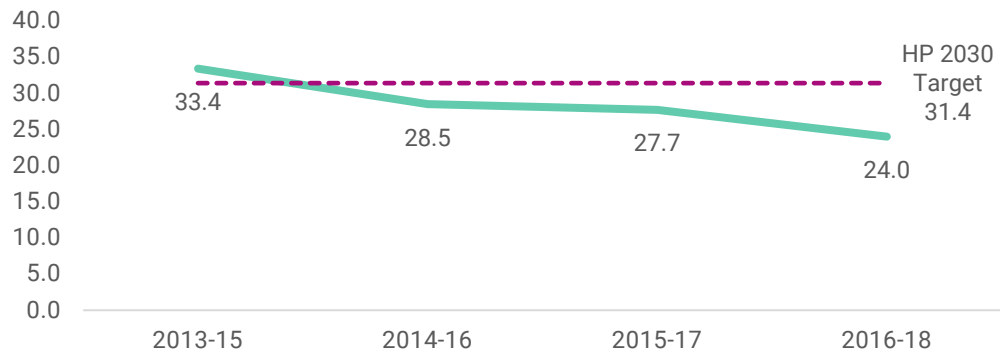
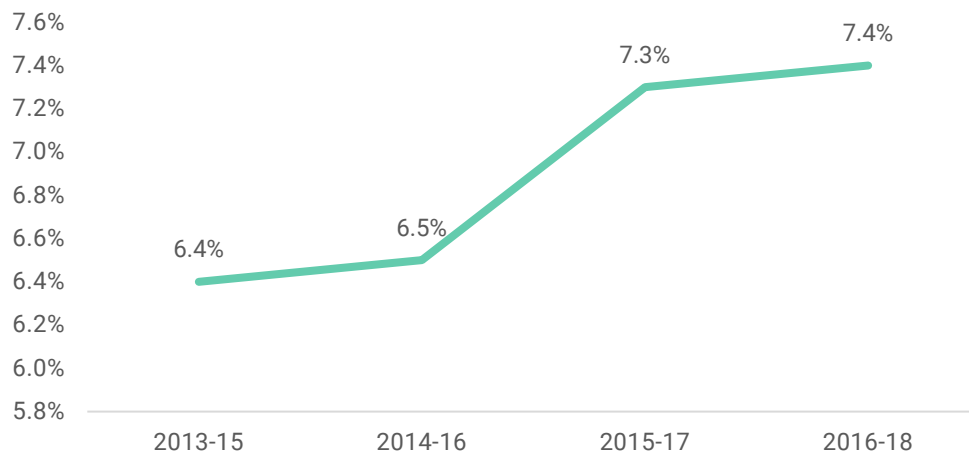


Figure 4. Households Paying More Than 30% For Housing In Yuba County

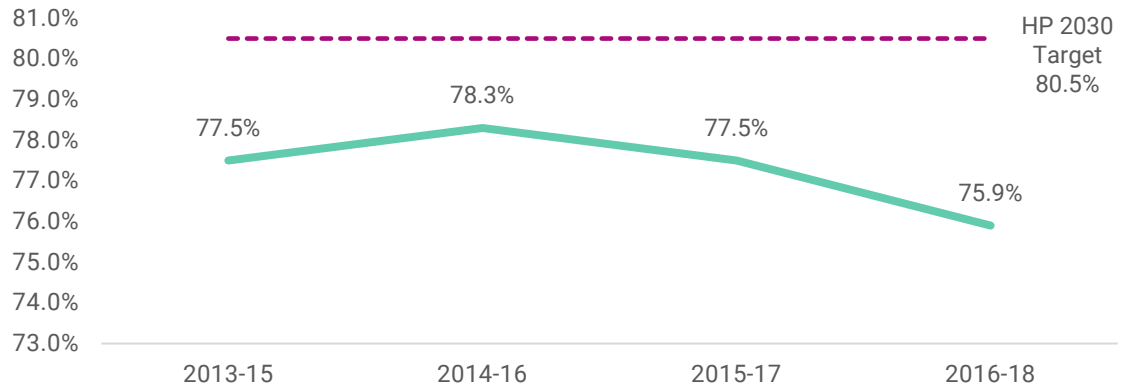
Source: US Census, American Community Survey, 5-year estimates.

Figure 5. Teen Birth Rate Per 1,000 Women Aged 15-19 In Yuba County

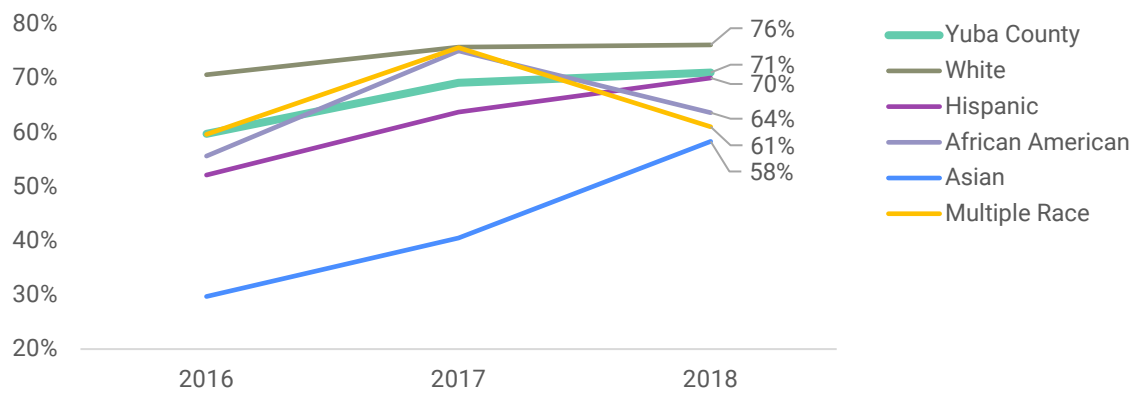
Source: CA Dept. of Public Health, County Health Status Profiles, 3-year averages.

Figure 6. Percent Of Children Born Low Birth Weight In Yuba County

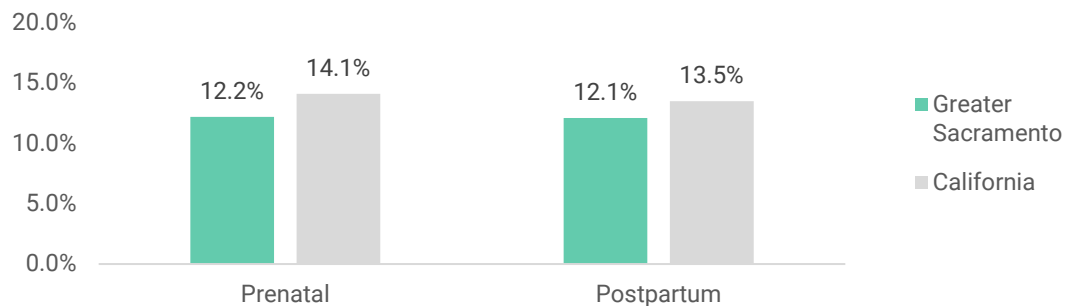
Source: CA Dept. of Public Health, County Health Status Profiles, 3-year averages.

Figure 7. Percent Of Mothers Who Received Adequate/Adequate Plus Prenatal Care In In Yuba County

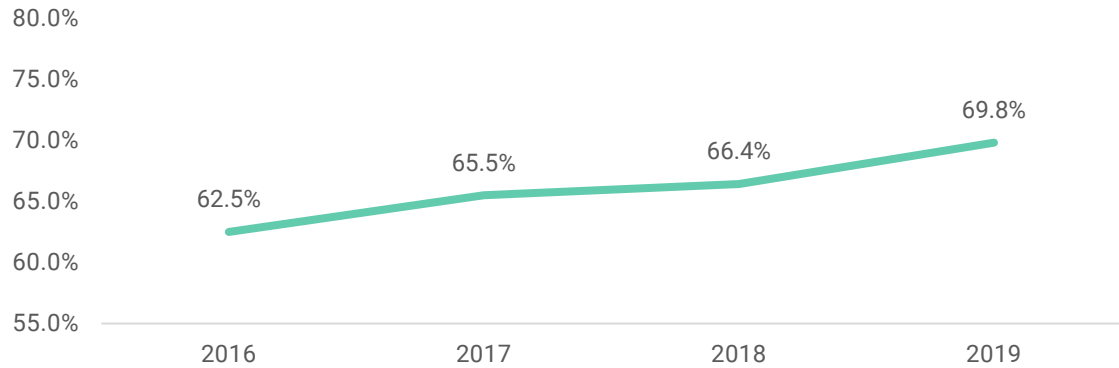
Source: CA Dept. of Public Health, County Health Status Profiles, 3-year averages. Adequacy of Prenatal Care Utilization Index categorizes "Adequate" as prenatal care begun by fourth month with 80%-109% of recommended visits received; "Adequate plus" as prenatal care by fourth month and 110% or more of recommended visits received.

Figure 8. Rates For In-Hospital Exclusive Breastfeeding In Yuba County

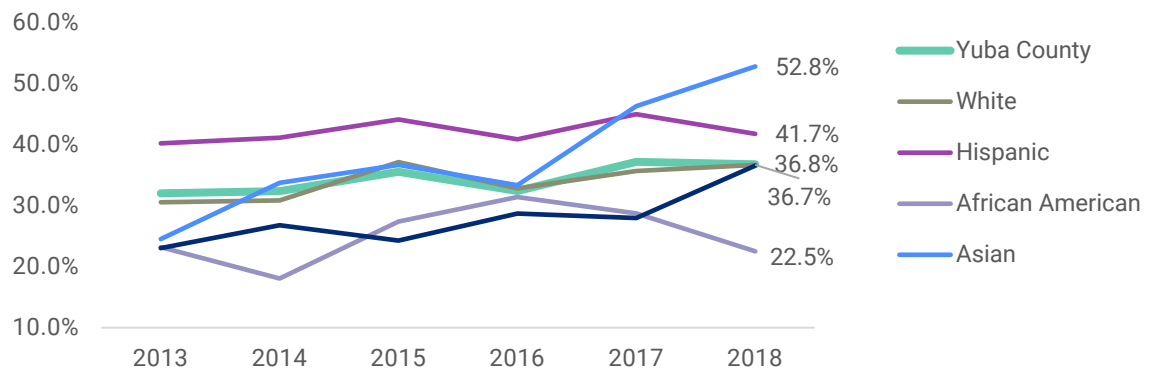
Source: CA Department of Public Health, Center for Family Health, Genetic Disease Screening Program, Newborn Screening Data, 2016-2018. Note: Data for American Indian, Pacific Islander, or other race not included.

Figure 9. Percent Of Women Experiencing Prenatal And Postpartum Depressive Symptoms, 2013-15

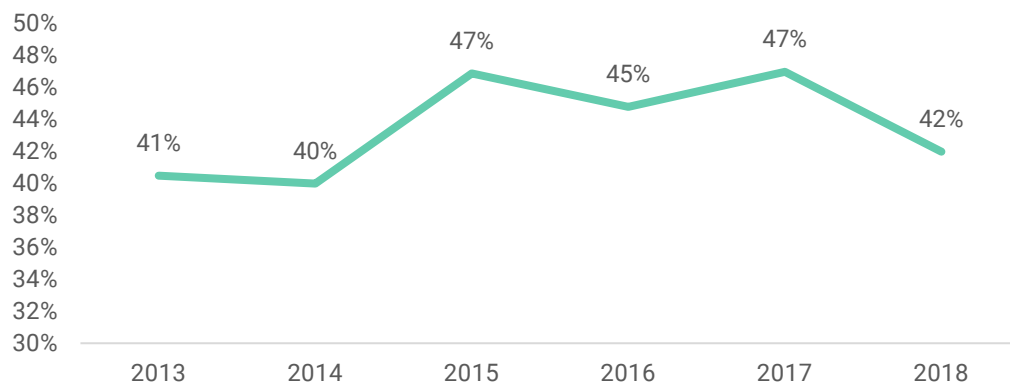
Source: . California Department of Public Health, Maternal and Infant Health Assessment (MIHA) Survey County and Regional Data Snapshots for Subgroups, 2013-2015. Note: Greater Sacramento Region includes El Dorado, Placer, Sacramento, Sutter, Yolo, and Yuba counties. Three year average.

Figure 10. Percent Of Children On Medi-Cal With Well-Child Visit In Past Year

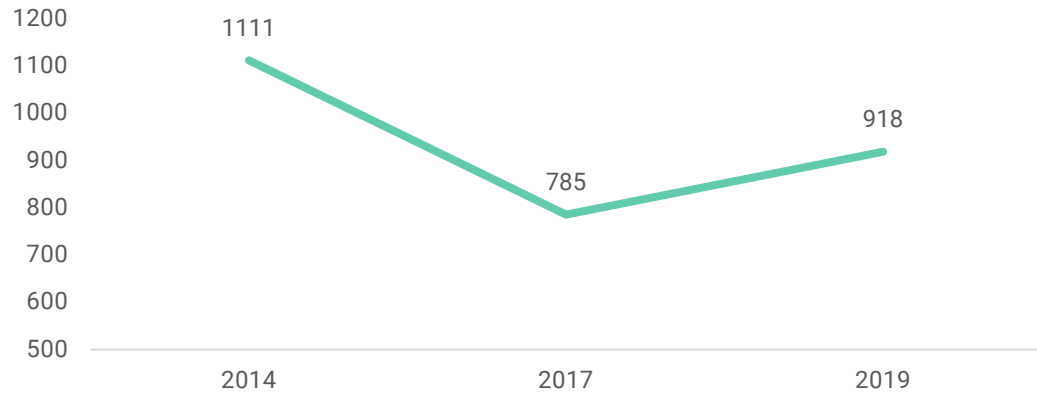
Source: CA Dept. of Health Care Services, Medi-Cal Managed Care External Quality Review Technical Report July 1, 2018-June 30, 2019. Note: Data reported is for Anthem-Region 2: Alpine, Amador, Calaveras, El Dorado, Inyo, Mariposa, Mono, Nevada, Placer, Tuolumne, and Yuba counties. Reporting year reflects data from January 1-December 31 of the prior year.

Figure 11. Percent Of Children On Medi-Cal With Annual Dental Visit

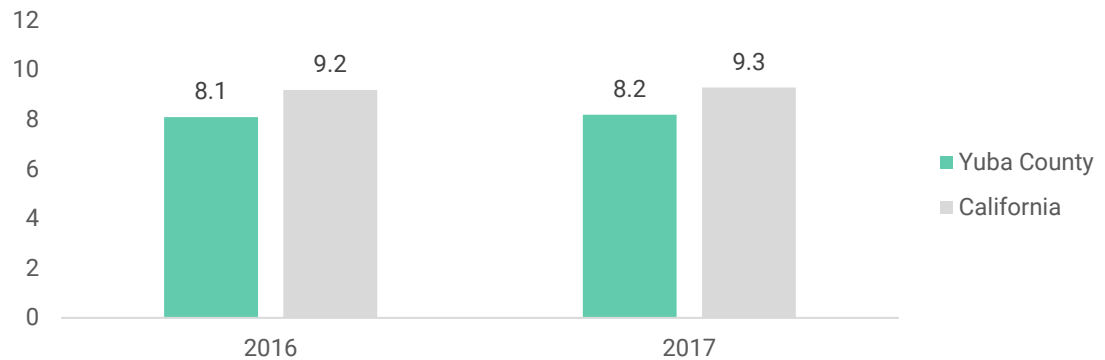
Source: CA Dept. of Health Care Services, Medi-Cal Dental Services Division / Research Analytics Unit, Dental Utilization Measures and Sealant Data by County, Ethnicity, & Age Calendar Year 2013 to 2018. Data for Alaska Native or American Indian, other race, and unknown not shown.

Figure 12. Percent Of 3-4 Year Olds In Preschool In Yuba County

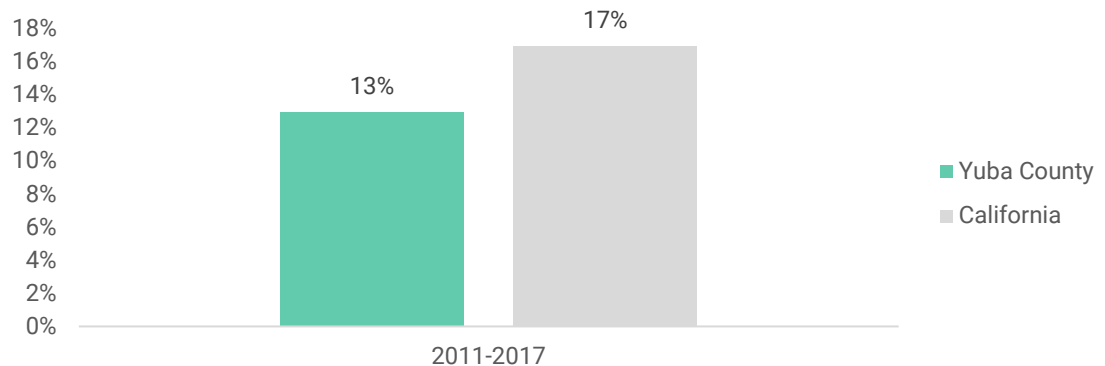
Source: US Census, American Community Survey, 5-year estimates.

Figure 13. Number Of Licensed Child Care Center Spaces For Children Aged 0-5 In Yuba County

Source: California Child Care Resource & Referral Network.

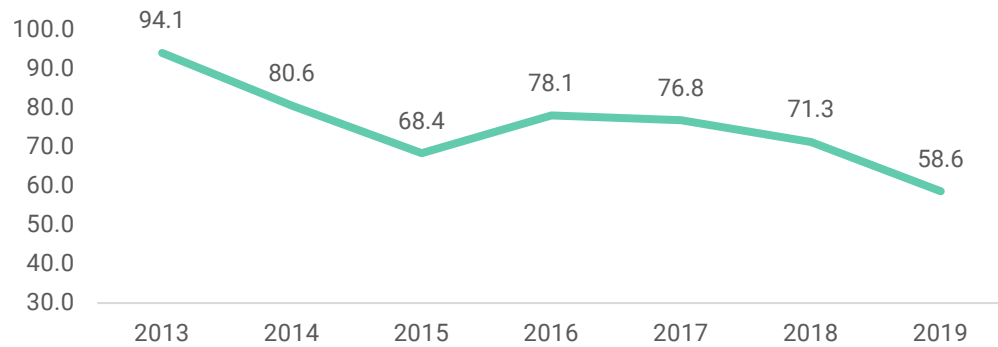
Figure 14. Strong Start Average Score

Source: California Strong Start Index. Note: The birth asset score sums total number of assets 0-12 across four domains (Family; Health; Service; and Financial) with twelve variables that comprise the California Strong Start indicators.

Figure 15. Percent Of Parents With 4 Or More Adverse Childhood Experiences

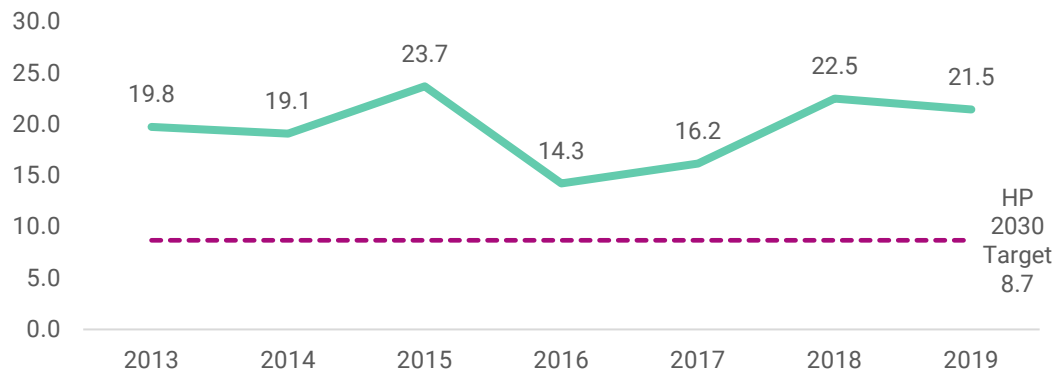
Source: UC Davis Violence Prevention Research Program, as cited in Kidsdata.org. This prevalence indicator reports on eight adverse childhood experiences.

Figure 16. Rate Of Child Maltreatment Allegations In Yuba County, Incidence Per 1,000 Children Aged 0-5



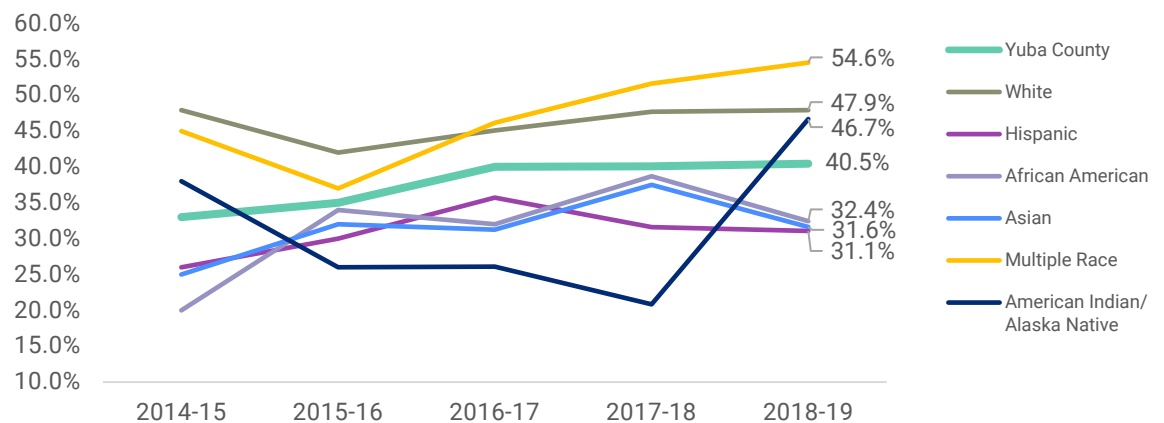
Source: California Child Welfare Indicators Project.

Figure 17. Rate Of Substantiated Allegations In Yuba County, Incidence Per 1,000 Children Aged 0-5



Source: California Child Welfare Indicators Project.

Figure 18. Percent Of Children Meeting Or Exceeding 3rd Grade Reading Standards In Yuba County



Source: California Dept of Education. Dataquest. Note: Data for Filipino and Native Hawaiian or Pacific Islander suppressed due to small sample size. Note the percentage for AI/AN in the most recent year reflects 15 students.

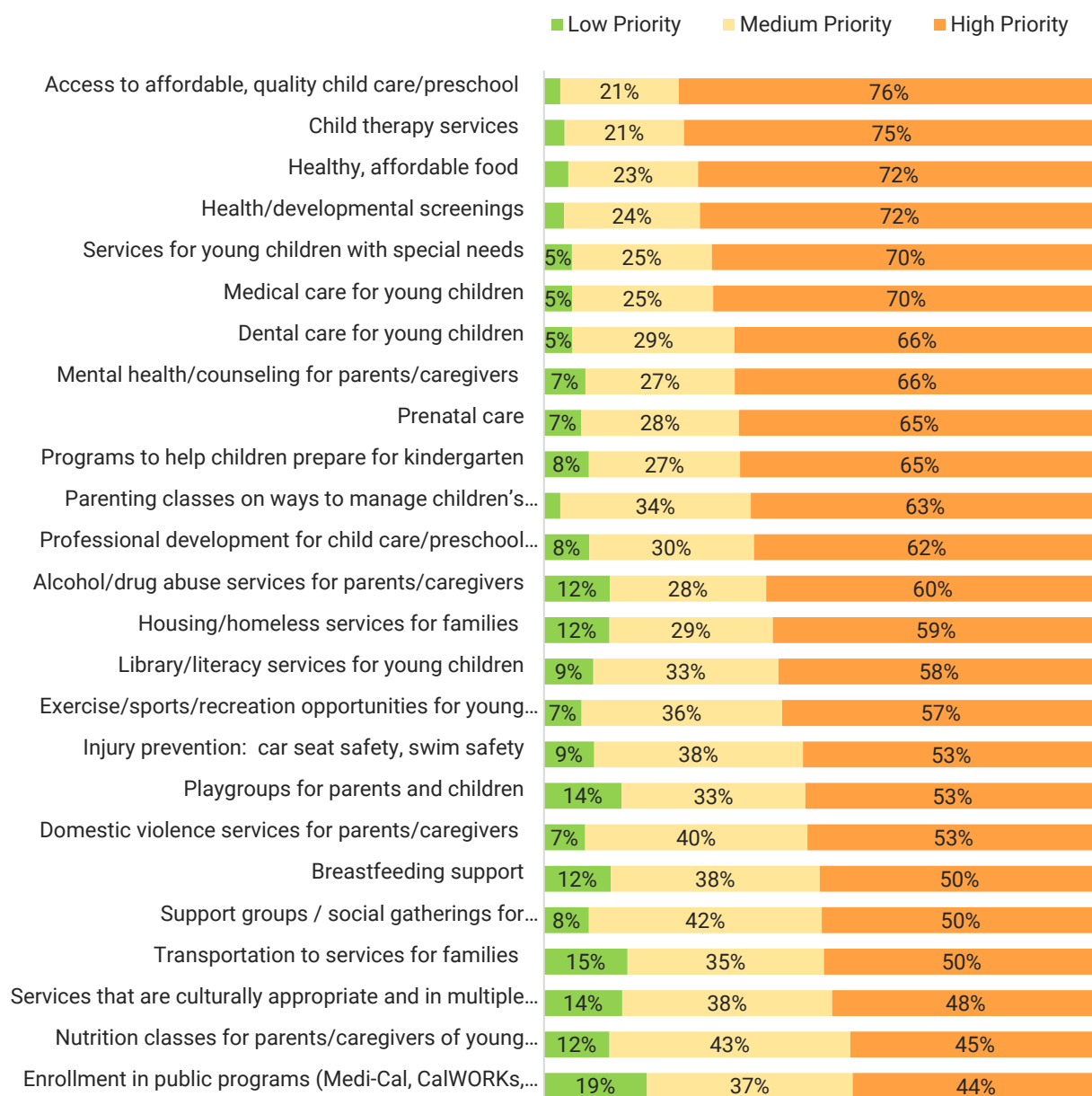
Key Takeaways from the Community Trend data:

- ▶ The percent of children 0-5 living in poverty in Yuba County has **declined** since 2016 (from 31% to 25%) based on multiyear estimates. However, there are **disparities** between ethnic groups.
- ▶ The percent of cost-burdened households paying more than 30% for housing in Yuba county is **steadily decreasing**, from 46% in 2014 to 39% in 2018.
- ▶ The teen birth rate for women has also **declined** since 2013-2015, with rate at 24 per 1,000 women aged 15-19 in 2016-18. However, percent of mothers who received adequate and adequate plus prenatal care has **declined** slightly from 2013-15 through 2016-18. Similarly, in this same period, the percent of children born low birth weight has slightly **increased** from 6.4% to 7.4%. Breastfeeding rates **increased** across the county, but **not** for African Americans.
- ▶ The rates for prenatal and postpartum depressive symptoms across the greater Sacramento region are about 12% and are slightly lower compared to those for statewide rates when looking at 2013-15.
- ▶ The percentage of low-income children receiving well-child visits **increased** between 2016 to 2019. Similarly, that for annual dental visits also **increased**, although there were **disparities** among ethnic groups
- ▶ The percentage of children aged 3-4 in preschools in Yuba County initially increased but has since **decreased** to 42% in 2018. At the same time, the number of licensed child care center spaces for children 0-5 has **declined** from 1,111 in 2014; in the most recent year, however, child care spaces have **increased** from 785 in 2017 to 918 in 2019.
- ▶ Adults in households with children in Yuba County experienced fewer ACEs in in the period 2011-2017 compared to that of the state. However, babies born countywide held slightly fewer average assets compared to babies born statewide.
- ▶ The rate of child maltreatment allegations for children aged 0-5 has **steadily declined** from 78.1 allegations per 1,000 children in 2016, to 58.6 allegations per 1,000 children in 2019. However, the rate of substantiated allegations for children 0-5 has **increased**.
- ▶ The percentage of children meeting or exceeding 3rd grade reading standards countywide has **increased** from 33% in 2014-15 to 40.5% in 2018-19, although there were **disparities** between ethnic groups.

Community Survey

Responses and themes for key questions the community survey included the following.

How much of a priority are the following service needs for young children (ages 0-5) and families in Yuba County?



Source: Yuba Community Survey 2020. N=133-139. Note: Percentages may not total 100 due to rounding; additionally, percentages less than 5% are not shown.

For you, what is the number one thing we need to help our young children develop to their fullest potential?

- Affordable parenting education, classes/training, and workshops regardless of household income for children in different developmental phases
- Parent support groups outside of parenting education for making connections with others (for new mothers with infants, teen parents, mommy and me groups) and respite care for caregivers; parent mental health supports
- Quality parent-child engagement; caring, consistent adults and role models
- Need for more outreach about information on community resources and providers and services for families regardless of SES
- Access to more and affordable quality child care, infant, and toddler programs including in rural areas like Loma Rica; more time availability slots for children 0-5. Drop-off daycare or preschool option for working parents/universal preschool; lower teacher/child ratios
- Home visiting programs; developmental playgroups; more supports for home services (OT, PT for children 3-5); more playgroups in rural areas; supports for child socioemotional learning needs and child mental health/wellbeing; incorporate mindfulness and yoga
- Supports for language development, arts education (art, music, dance) and literacy/enrichment activities
- Free and affordable family activities in the community that are socially-distanced given the current pandemic; need for more recreational, enrichment activities (Exploratorium, children's museums); Parent and child parent activities that are recreational (sports or experiential (parenting workshops while camping); safe, welcoming, and clean outdoor spaces to play and learn
- Basic needs support (stable shelter and housing, food security and nutrition, healthcare, education and internet); supports to address systemic poverty and other barriers
- More specific supports for unsheltered families, migrant families, children with special needs (more assessments); supports for children and parents with trauma and multiple ACEs
- Supports for teaching tools, distance learning/free learning materials for working with kids due to pandemic and preparation to enter classrooms again (access masks, diapers, tablets)
- Supports to address transportation challenges to access child care, especially for families in the Foothills areas and of Loma Rica; and more easily accessible services for foothill families (WIC, behavioral health)
- Community safety (CPR, car seat checks, injury prevention classes, swimming lessons)

Are there any groups of people in the county or locations around the county that you feel are especially in need of support?

- Rural areas of Yuba County, including Linda, Olivehurst, communities of the Yuba County Foothills, Loma Rica, Browns Valley, Hallwood, and other rural communities lacking transportation
- Families that are low income/low SES; this includes those who are immigrant families/non-English learners (i.e., Hispanic, Punjabi, Farsi, Hmong communities, other Asian communities, who are low income); migrant families and farm workers and their families
- Families experiencing homelessness with children 0-5;
- Young, single parent families
- Middle income and lower-middle income families that do not qualify for free services
- Children with special needs, disabilities, or IEPs and who are part of immigrant families
- Children identified as high risk or showing signs of abuse and neglect
- Lower rank military families (i.e., qualify for WIC but not CalFresh who rely heavily on food donation programs) including those with deployed spouses; new families on Beale Air Force need more supports beyond pregnancy stage through school age
- Parents impacted by mental health or substance use issues
- Licensed family child care providers, particularly during pandemic
- Supports for fathers and boys
- Families that are unemployed or underemployed

Please let us know if there is anything else you would like to share about the services needed for Yuba County's children 0-5 and their families.

- More outreach and more advertisement about services available to families
- More prenatal care support and more home visiting programs
- Employment assistance, housing support for unsheltered families
- Supports for more recreational activities outside of school
- More parks/playgrounds/green spaces for children to enjoy
- Need for caregivers who are culturally sensitive and can provide socio-emotional learning
- More Former Foster Youth (FFY) services for families with children 0-5
- More nutritional and physical activity programs

- More opportunities to help families with children socialize and interact with others while maintaining social distancing
- More parenting support to help parents be accountable
- More workshops for parent and child activities

Key Takeaways from the Community Survey

- The top five “high priority” service needs for children 0-5 and their families were:
 - Access to affordable high-quality child care/preschool (76%)
 - Child therapy for young children who have emotional/behavioral issues (75%)
 - Healthy, affordable food for families of young children (72%)
 - Health/developmental screenings (hearing, vision, learning) (72%)
 - Services for young children with special needs (70%)
- When asked the open-ended question of what they felt was the number one thing Yuba County needed to help children develop to their fullest potential, respondents said:
 - Quality parent-child engagement; caring, consistent adults and role models
 - Affordable parenting education and support groups
 - More affordable, quality child care
 - Child development opportunities such as home visiting programs, developmental playgroups; support for language development, arts education (art, music, dance) and literacy/enrichment activities; supports for socioemotional learning
 - Free and affordable family activities in the community that are socially distanced given the current pandemic
 - Basic needs support
 - Increased outreach about F5 programs, social services and other community resources
 - Increased services for families in the Foothills and Loma Rica (transportation to/ from, or dispersed services in those areas)
- When asked which groups might need the increased support, respondents identified those in rural/outlying areas of Yuba County, as well as families of foster youth, children who experience neglect or are impacted by substance use or mental health, families experiencing homelessness, single parents, low income and immigrant communities, children with special needs, and farm workers and their families. Military families with deployed spouses and lower rank military families also need support.

Parent Focus Group

Five parents contributed input in a virtual focus group on the top needs for children 0-5 and their families and provided feedback on how those needs could be addressed over the next five-year period.

What are the most pressing needs for children 0-5 and their families?

- ▶ Increased outreach/better advertising for services (consider providing information to teachers at preschools and elementary levels and to pediatricians or other locations where children and families receive care)
- ▶ Need for more developmental playgroups and additional day care providers and child care spaces in the county and particularly in outlying areas like Dobbins/Oregon House foothills
- ▶ Need for more affordable and accessible child engagement activities and socially distanced opportunities to socialize with other children/peers. Help to address concerns for increased screen time use.
- ▶ Address mental health and wellness for children; help parents understand what depression and anxiety may look like in young children; mental health may be impacted by the pandemic
- ▶ More ASQ screenings and more work to ensure that developmental needs are being met
- ▶ More family child care providers in the areas of the foothills (almost all child care services are in Yuba City)
- ▶ Address poor oral hygiene
- ▶ Address services for students and families experiencing homelessness
- ▶ More linguistically appropriate information for English learning population (primarily Spanish but also Hmong and Punjabi)
- ▶ Supports for low income families and communities
- ▶ More access to free/low-cost activities and resources regardless of income; lower middle-income families that do not qualify for free services are unable to access supports
- ▶ Parent education focused on mental health for parents
- ▶ Help parents educate children on specific topics (such as finances, health and safety, emergencies) and help to educate parents on identifying appropriate timing for health screening (dental, vision, hearing, immunizations)
- ▶ More recreational/outdoor activities (increased F5 outreach and sponsorship of such activities for branding and outreach)

Goal 1: All children maintain optimal health

	Strengths	Areas to Strengthen
Mobile oral health services	Toothmobile provides information in fun and exciting ways and fills need for families who otherwise would not be able to access dental services	More mobile oral health services to Foothills areas (every few months or 1x/month)
Interventions for children with special needs and support for their families	Family SOUP is available to families with all incomes; a phenomenal resource for families to advocate for their child	Family SOUP should increase outreach so people know about their program.
Interventions for children with special needs and parent education	YCOE helps supplement what is not provided at schools; behavioral modification and resources extremely helpful. YCOE takes time to connect families with resources.	YCOE should increase outreach so people know about their program.

Goal 2: All families connect to their communities and support children's development

	Strengths	Areas to Strengthen
Parent-child school readiness classes	Supports connection with families, teachers, and schools	Add outdoor or nature exploratory focus. School readiness programs impacted by pandemic need to start back up again.
Family literacy programs	Library's activities, curbside personal shopper service, Imagination Library resources, activity packets, and online storytime are a wonderful resource	More advertising/outreach about the library and other free resources. Consider offering storytime at different times and more frequently.
Developmental playgroups, developmental screenings, and community resources and referrals	Developmental playgroups a wonderful resource.	Increase outreach so people know about these programs

Goal 3: All children are in an environment conducive to their development

	Strengths	Areas to Strengthen
Early childhood education (ECE) provider professional development	Family child care providers have been able to access resources and additional professional development supports, including during the pandemic.	Increase outreach to providers so they can take full advantage of resources offered by the local child care planning council and First 5.

What are First 5 Yuba's greatest strengths? What's working well?

- F5 offers many different programs and are inclusive and welcoming to everyone; F5 presence in the community is a "great asset," provides a forum for connections, and bolsters community strengths
- F5's passion for the community is very clear (for example, F5's immediate response to the pandemic) and greatest strength is commitment to children and families in the community
- F5 has cultivated and nurtured partnerships with different organizations; this has enabled F5 to diversify outreach, services and supports
- F5 partnership with Local Child Care Planning Council has provided huge benefits

Where can First 5 Yuba strengthen its overall contribution to Yuba County's children and families?

- More partnering with Local Child Care Planning Council to improve messaging, outreach, and advertising about services offered; More work to address shortage of child care providers
- More and better outreach and advertisement for early education programs; not all programs are income based, and with increased outreach, more families with children 0-5 are realizing that the programs are for everyone
- Increase F5 presence in the community, be more visible and be seen in the community for different events
- Extend more easily accessible services to families in Foothill areas
- Expand on the resources that continue to serve the communities

Key Takeaways from the Parent Focus Group

- The work of Family SOUP, YCOE, oral health services are seen as “outstanding.”
- F5 excels in nurturing partnerships with different organizations and provides connections that strengthen the community
- Need to get the information about First 5 services to all families, not just to those families with children who have received diagnoses or have identified specific needs.
- More education, resources, and supports to equip parents on ways to address children’s mental, educational, and socioemotional wellbeing, particularly during the pandemic; these should be developmentally and age appropriate
- Need for more child care availability and developmental playgroups in the county, including outlying areas

Provider Focus Group

Six providers contributed input in a virtual focus group on the top needs for children 0-5 and their families and provided feedback on how those needs could be addressed over the next five-year period.

What are the most pressing needs for children 0-5 and their families?

- ▶ Need for more outreach and advertising about accessing social services/benefits
- ▶ More work around prenatal care and prenatal education, which may be challenging to promote for younger parents (it may seem that teen births are being promoted); more access to lactation support specialists, and more programs like Youth for Change that provides Home Visiting Program in Yuba county
- ▶ More access to post-partum mental health supports
- ▶ More support for both parents/caregivers and their children for dealing with stress; increased resilience and coping techniques
- ▶ More support/monitoring for mothers in abusive situations
- ▶ More behavioral health supports and trauma-informed care for children experiencing adverse childhood experiences (ACEs)
- ▶ More credentialed, special education teachers and related services and more behavioral intervention supports for students with special needs
- ▶ More access to quality child care (especially for infants and toddlers) and more professional development, education, and training for child care providers
- ▶ More advertisement and increased access to ECE-type grants
- ▶ More easily accessible, affordable dental care
- ▶ A need for more low cost or free family activities for all families regardless of income
- ▶ Transportation challenges faced by families, including those in more rural areas such as the foothills areas, from accessing services
- ▶ More linguistically appropriate materials and translators

Goal 1: All children maintain optimal health

	Strengths	Areas to Strengthen
Mobile oral health services	Toothmobile meets dental needs for families on Medi-Cal and those not able to access care; convenient because located at schools	Consider how to be more visible in community and expand reach; address van maintenance costs; pandemic presents challenges regarding service reach
Interventions for children with special needs and support for their families	Family SOUP reduces isolation and helps advocate for parents; has a great reputation	Find ways for families to know more about Family SOUP and get word out about community events;
Interventions for children with special needs and parent education	YCOE has wonderful reputation and reaching more families via virtual format; BEAS is a wonderful training program	Find ways to help boost attendance and provide more parent support for teaching techniques to deal with stress, resilience and coping for both children and parents

Goal 2: All families connect to their communities and support children's development

	Strengths	Areas to Strengthen
Parent-child school readiness classes	Having and building relationships with teachers, schools, and families. Parents feel supported and better equipped to provide supportive environments for their children	Providing parent-child school readiness classes in more locations; expand reach
Family literacy programs	Library has strong programs, virtual reach and creative contactless 'personal shopper' book service	Find more ways to deliver innovative content; consider a warmline for families (i.e., provides tips in supporting child learning in or how to pick appropriate books) and more ideal timing/frequency of events. Consider utilizing former bookmobile to help reach outlying areas.
Developmental playgroups, developmental screenings, and community resources and referrals	Playzeum is a wonderful service and HMG is a good idea	Some Playzeum services are fee-based; consider ways to meet needs of families not able to pay. Unclear how HMG is being used; need to get the word out.

Goal 3: All children are in an environment conducive to their development

	Strengths	Areas to Strengthen
Early childhood education (ECE) provider professional development	ECE provider professional development is a great asset. Partnership with Yuba College and HMG has been very helpful and opportunities for providers to get together and learn also an asset.	More outreach/advertisement about ECE grant opportunities; consider stipend or scholarship fund to reduce parent financial burden of paying for care

What are First 5 Yuba's greatest strengths? What's working well?

- F5 is inclusive and has been good at advertising and providing services to communities
- F5 grants and requests are clear in terms of purpose and stakeholders have a good understanding of F5 and what F5 does (i.e., F5 is well known for mobile oral health, for behavioral health supports, Family SOUP and Family SOUP transportation, for FRC, and school readiness programs)
- Collaboration between F5 Yuba and F5 Sutter has been very strong and minimizes duplicative services; additionally, partnership with F5 and Local Child Care Planning Council provides umbrella for many services
- F5 Yuba's responsiveness and ability to pivot services and energy including during the pandemic is a great strength; for example, F5 working with CARES grant and working with multiple innovations has been so important
- F5 staff doing a great job in providing families with resources like parent education that are so needed, as well as introducing new innovative programs

Where can First 5 Yuba strengthen its overall contribution to Yuba County's children and families?

- Evaluate HMG impact and see if families are being connected to services; more updates are needed on HMG to see how it is performing
- Expand the reach of F5 (i.e., utilize the former bookmobile, expand home visiting programs to cover parenting education for children of all ages; get child and family services to remote locations, particularly the foothills areas through co-located staff, mobile services etc.)
- Continue to expand parent education programs and provide more information about how parents can address stress and be resilient.

Key Takeaways from the Provider Focus Group

- ▶ Flagship programs such as behavioral health supports, Mobile Dental Clinic, Family SOUP, school readiness are strong and should be sustained
- ▶ Need to expand increase community awareness about these programs!
- ▶ Families residing in more outlying areas, such as the foothills, are facing challenges in accessing services; need to find ways to bring services to them, and/ or provide transportation
- ▶ Need for child care such as for infants and toddlers, more licensed/credentialed special education teachers, and more supports for resiliency, behavioral interventions, and parental stress
- ▶ Need for more perinatal and postpartum supports, lactation specialists, and for more trauma-informed care and supports for children experiencing adverse childhood experiences
- ▶ Consider more no cost or low-cost activities to reduce parent financial barriers to accessing services